



Flatline sectional garage door in Silver Quartz



UniCote® LUX Garage Doors

If you're ready to draw the line at average and reach for better call us today.

To locate Steel-Line branches across Australia call: **1300 427 243** or visit steel-line.com.au

The UniCote® LUX garage doors are made from an imported pre-painted steel product designed to suit Australian high-end architecture. Combining the world's best coil coating technology with rigorous testing to Australian standards, it meets all weather conditions, resistant to chipping, peeling or cracking.

Why choose UniCote® LUX finish?

- **SCRATCH RESISTANCE**
Good scratch resistance. Testing includes needle scratch test - no marking of paint surface when a needle with a 2kg weight attached is drawn across.
- **IMPACT RESISTANCE**
No loss of paint adhesion after a test piece is struck on the reverse side with a specified force.
- **BEND RESISTANCE**
No loss of adhesion or paint cracking when bent around a diameter equal to five times the thickness of the steel sheet.
- **HEAT RESISTANCE**
Suitable for continuous service up to 100°C. Continuous service at higher temperatures may cause some colour change and damage to the paint film.
- **SALT RESISTANCE**
Meets the requirements of AS/NZS2728:2013.
- **HUMIDITY RESISTANCE**
Meets the requirements of AS/NZS2728:2013.
- **UV RESISTANCE**
Meets the requirements of AS/NZS2728:2013.
- **VISUAL APPEARANCE**
Made from a luxury material to suit high-end architecture.



UniCote®LUX Colour Options

Architectural Series



Silver Quartz



Pentagon




Metal Stone




Dark Metal Stone




Zinc Graphite



Weathered Iron



Spectrum




Saffiano


Timbers of the World Series



Brazilian Walnut




Ashwood




Gympie Messmate *



Red Oak *




Kapur *




African Blackwood


Profile Options



Flatline



Slimline



Glacier

NOTES:

- Ashwood has a smooth finish whilst other "Timbers of the World" series have a slightly textured finish. Please see the product samples.
- The colours and patterns shown are provided as a guide only. Whilst we endeavour to get as close as possible, the limitations of printing processes make extremely accurate matches impossible. We strongly recommend comparing your choice with actual samples and discussing with your product consultant. Additionally, Steel-Line reserves the right to vary or delete colours without notice.
- For the UniCote® Lux testing information, please see the UniCote® Lux brochure or visit steel-line.com.au/unicote-lux-garage-doors